

QJS Directional Fixtures

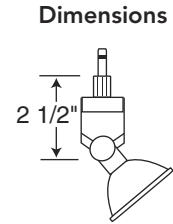
SP52 – Pivot



Shown with optional 992QJ and 900 Lamp Accessory

Catalog #	Fixture Finish
SP52-CHR	Chrome
SP52-COP	Copper
SP52-MGD	Matte Gold
SP52-STN	Satin Nickel

Description
The fully adjustable QJS Pivot fixture. Simple "bare lamp" design that is easily changed with optional shades. Max. 50W lamp: MR8, MR11 or MR16

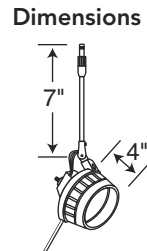


SP111 – Sun



Catalog #	Fixture Finish
SP111-BLK	Black
SP111-NKL	Nickel

Description
The Sun fixture features an adjustable focus for various beam spreads. It includes a 7" stem and handle for directing the fixture. Max. 75W JC lamp

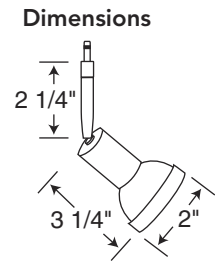


SP201 – Cosmos



Catalog #	Fixture Finish
SP201-BLK	Black
SP201-CHR	Chrome
SP201-STN	Satin Nickel
SP201-WHT	White

Description
Fully adjustable QJS Cosmos fixture. Optional 2-device holder (#9000) available for use with a variety of filters and hex louvers. Max. 50W lamp: JC, MR8, MR11 or MR16. 2 1/4" Stem Length



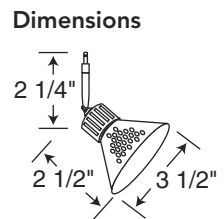
SP226 – Astro



Catalog #	Fixture Finish
SP226-BLK*	Black
SP226-CHR*	Chrome
SP226-STN*	Satin Nickel

*-Add Shade Color

Description
The fully adjustable SP2 Astro body is combined with the G26 cone shaped mesh shade. Max. 50W lamp: JC, MR8, MR11 or MR16. Shade colors: Chrome (CHR), Black (BLK), Matte Nickel (NKL)



SP283 – Big Spot



Catalog #	Fixture Finish
SP283-NKL	Nickel

Description
The fully adjustable Big Spot uses the AR111 lamp to project a powerful beam of light. The fixture body encases the lamp so light can not spill out the back. Max. 75W lamp: AR111

